

For safety and efficiency reasons, Valleyview School would like to reduce the amount of Cash & Cheques coming into our school. Please join the thousands of parents who have already registered and are enjoying the convenience of paying ONLINE! It takes less than 5 minutes to register. Please follow these step-by-step instructions, so you will begin to receive email notifications regarding upcoming events involving your child(ren). For the time being, we will only be accepting payments via School Cash Online. We will have a computer available for parents/caregivers at the school to register.

**NOTE: If you require assistance, select the *GET HELP* option in the top right hand corner of the screen.**

## Step 1: Register

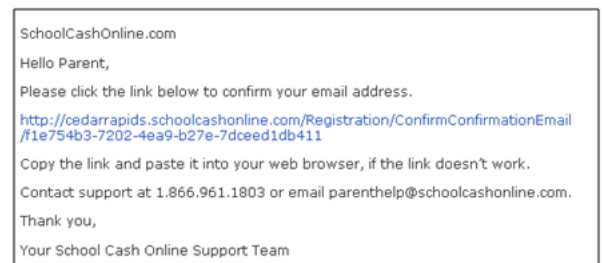
- If you have not registered, please go to the *School Cash Online* home page <https://kpdsb.schoolcashonline.com/> and select the **“Get Started Today”** option.
- Complete each of the three Registration Steps
  - \*For Security Reasons your password, requires **8 characters**, **one uppercase** letter, **one lowercase** letter and a **number**.



## Step 2: Confirmation Email

A registration confirmation email will be forwarded to you. Click on the link provided inside the email to confirm your email and School Cash Online account.

The confirmation link will open the School Cash Online site prompting you to sign into your account. Use your email address and password just created with your account.



## Step 3: Find Student

**Note: Student Number is Not Required**

This step will connect your children to your account.

- Enter the School Board Name
- Enter the School Name
- Enter Your Child’s Name & Birth Date
- Select **Continue**
- On the next page confirm that you are related to the child, check in the Agree box and select **Continue**
- Your child has been added to your account


## Step 4: View Items or Add Another Student


If you have more children, select **“Add Another Student”** option and repeat the steps above. 5 children can be added to one parent account.

If you do not wish to add additional children, select **“View Items For Students”** option. A listing of available items for purchase will be displayed.

## Find Student

### School Information

School Board Name: School Board 1575  
 Looking for a student in a different school board?  

School Name:  


### Student Information

Do you have the student number?

Student Number  

First Name:  \*

Last Name:  \*

Birth Date:   \*  
 Date format: mm/dd/yyyy

(No students? [Click here](#))